



Municipal Building/City Hall Council Chamber
2821 Washington Street
Greenville, TX 75401

City Council

| | |
|---------------------------|---------|
| Jerry Ransom - Mayor | Place 7 |
| Ramon Rodriguez | Place 1 |
| T.J. Goss - Mayor Pro Tem | Place 2 |
| Philip R. Spencer | Place 3 |
| Larry P. Davis | Place 4 |
| Ben Collins | Place 5 |
| Kenneth Freeman | Place 6 |

Work Session Agenda
May 26, 2026
4:00 PM

1. **Call to Order**
2. **Items to be Discussed**
 - A. Fiscal Year 2026-2027 City Council Goals (*Summer Spurlock, City Manager*)
 - B. **Departmental Budget Presentations**
 - a. Fire and Rescue (*Jeremy Powell, Fire Chief*)
 - b. Police Department (*Chris Smith, Chief of Police*)
 - c. Community Development (*Steve Methven, Community Development Director*)
3. **Items on the Regular Agenda**
4. **EXECUTIVE SESSION AS NEEDED FOR AGENDA ITEMS OR EXECUTIVE SESSION ITEMS AS LISTED ON THE REGULAR AGENDA - SECTIONS 551.071, 551.087, 551.072, 551.074, 551.089, OR 551.073**
5. **Adjourn**



DEPARTMENT OVERVIEW

Presented by:

Fire Chief
Jeremy Powell

Greenville Fire-Rescue



COMMUNITY RISK
REDUCTION SPECIALIST



FIRE CHIEF



ADMINISTRATIVE
ASSISTANT



DEPUTY FIRE CHIEF



TRAINING
CAPTAIN



FIRE MARSHAL



INSPECTIONS
CAPTAIN



BATTALION CHIEF



BATTALION CHIEF



BATTALION CHIEF



CAPTAIN



CAPTAIN



CAPTAIN



ENGINEER



ENGINEER



ENGINEER



FIREFIGHTERS



FIREFIGHTERS



FIREFIGHTERS

Organizational Chart

Services Provided



- **Fire Suppression**
- **Fire & Arson Investigation**
- **Fire Inspections & Code Enforcement**
- **Emergency Medical First Response**
- **Technical Rescue Response**
- **Hazardous Materials Response**
- **Emergency Management**
- **Community Risk Reduction**
- **Members of USAR Team Texas Task Force I**
- **Partner in Texas Intra-State Mutual Aid System**





Community Risk Reduction



Key Programs Addressing High Risk Populations

- Red Cross Smoke Alarms Installation
- Knox Box
- Community Connect
- L.A.W. School (Living & Aging Wisely)

Additional Programs & Outreach:


- American Heart Association CPR Classes
- Citizen's Fire Academy
- Prevention programs in schools and daycares
- Citizen's Fire Academy
- Fire Extinguisher Training
- After the Fire - High School Seniors





This Year's Accomplishments

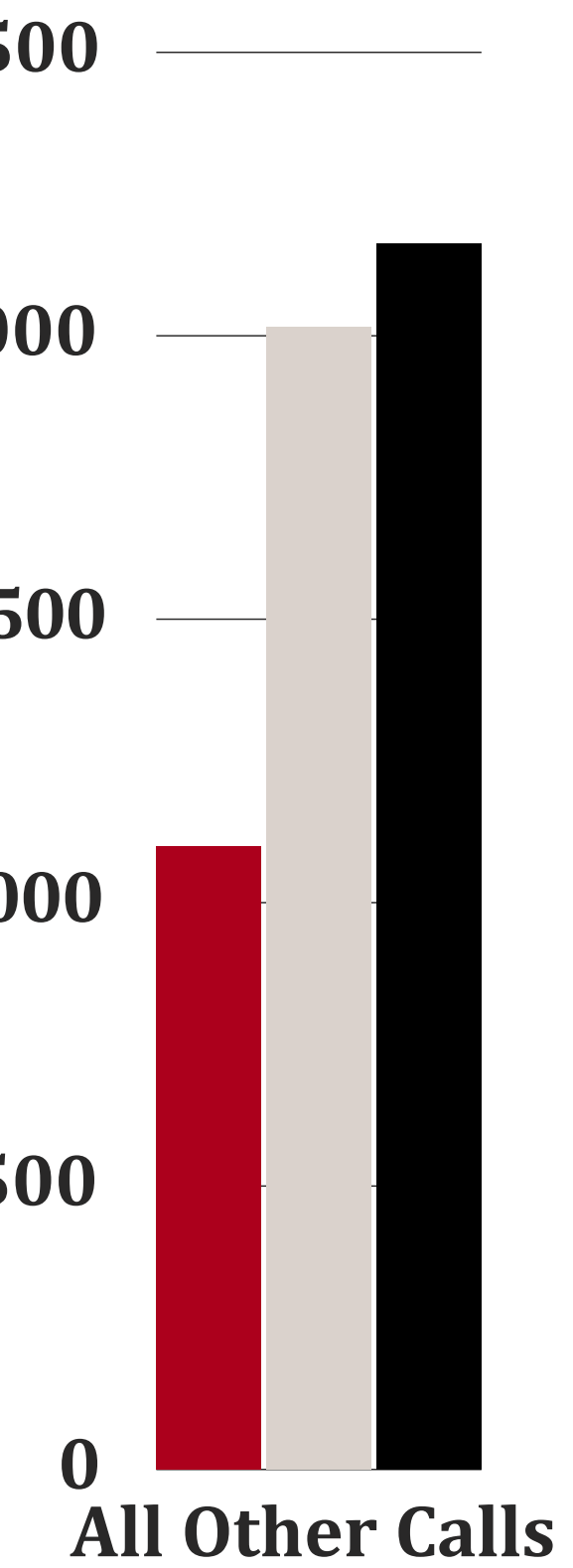
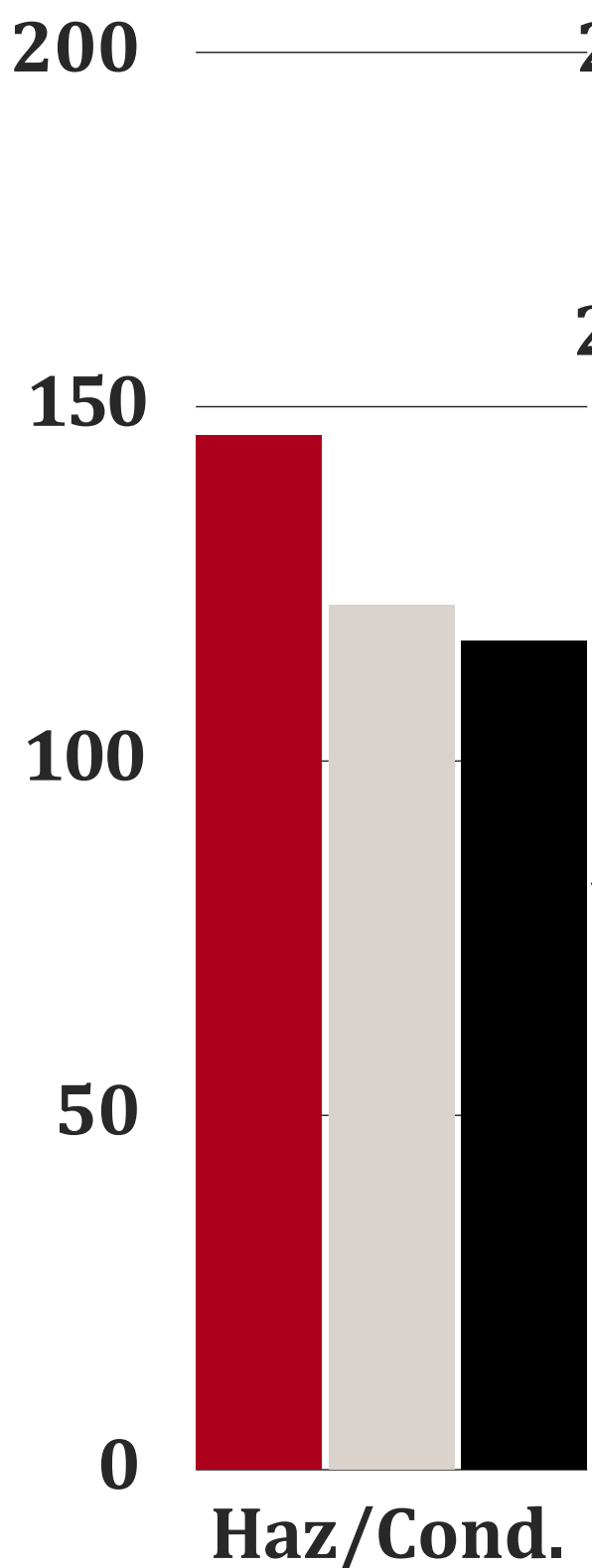
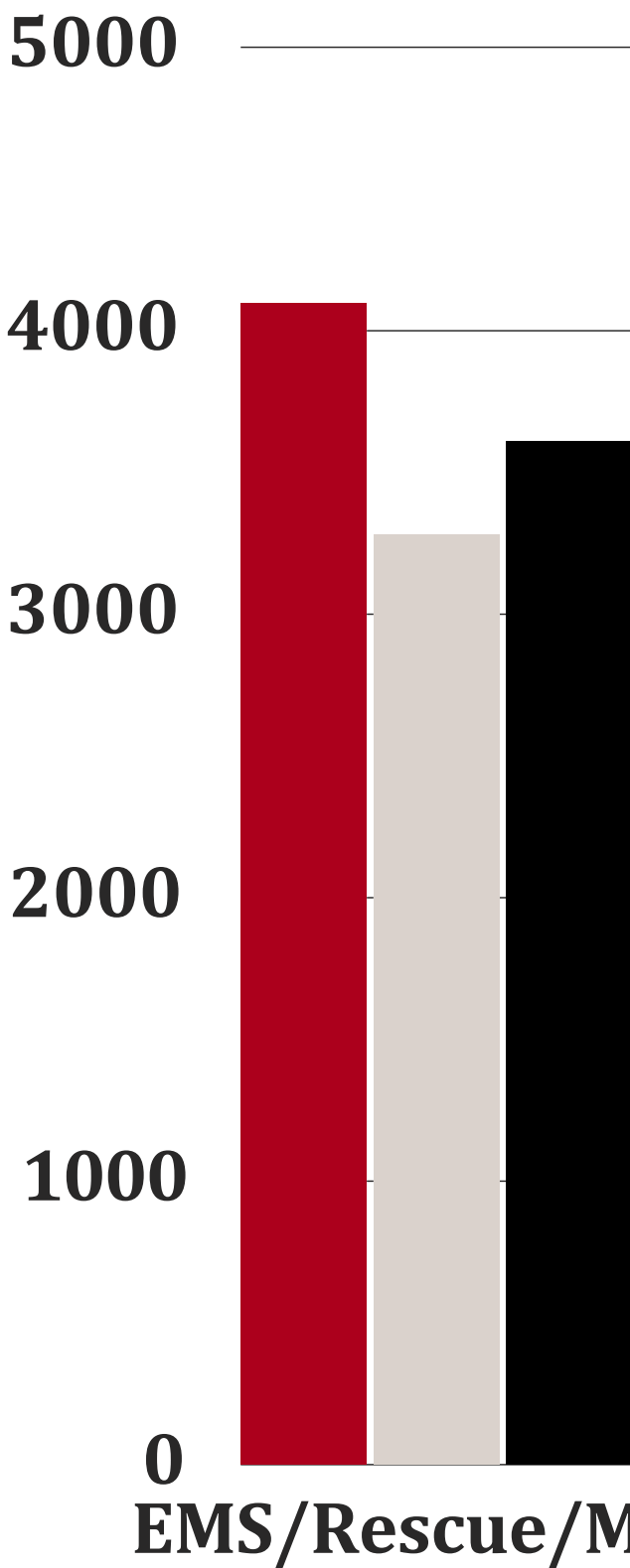
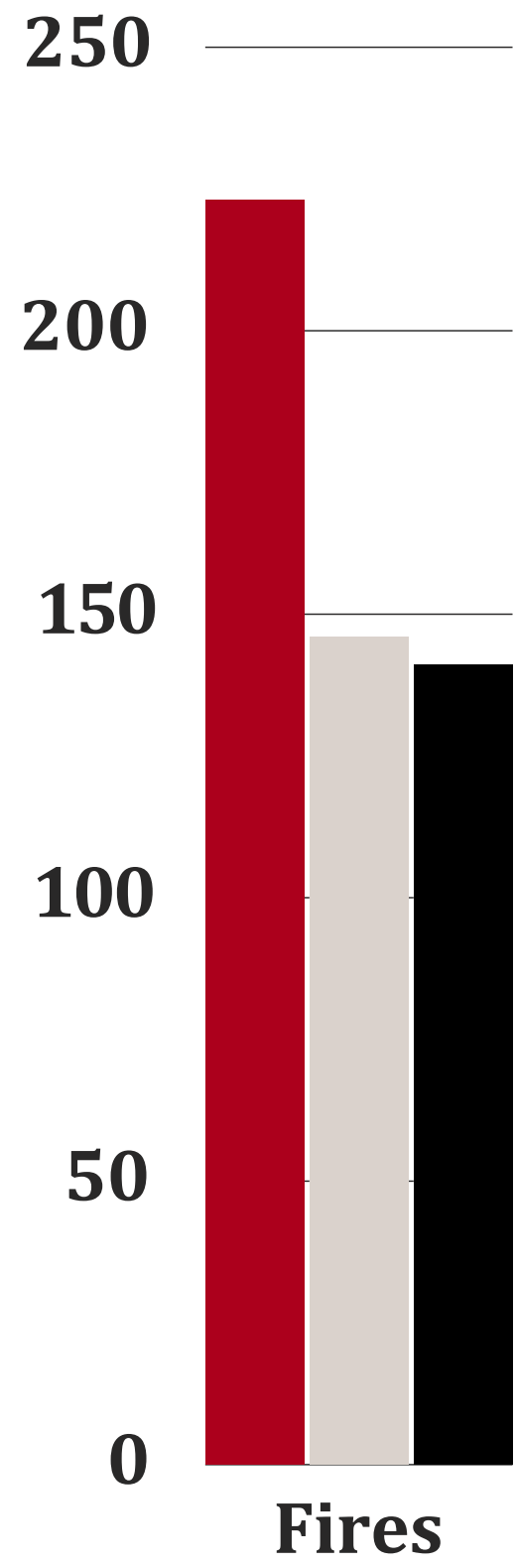
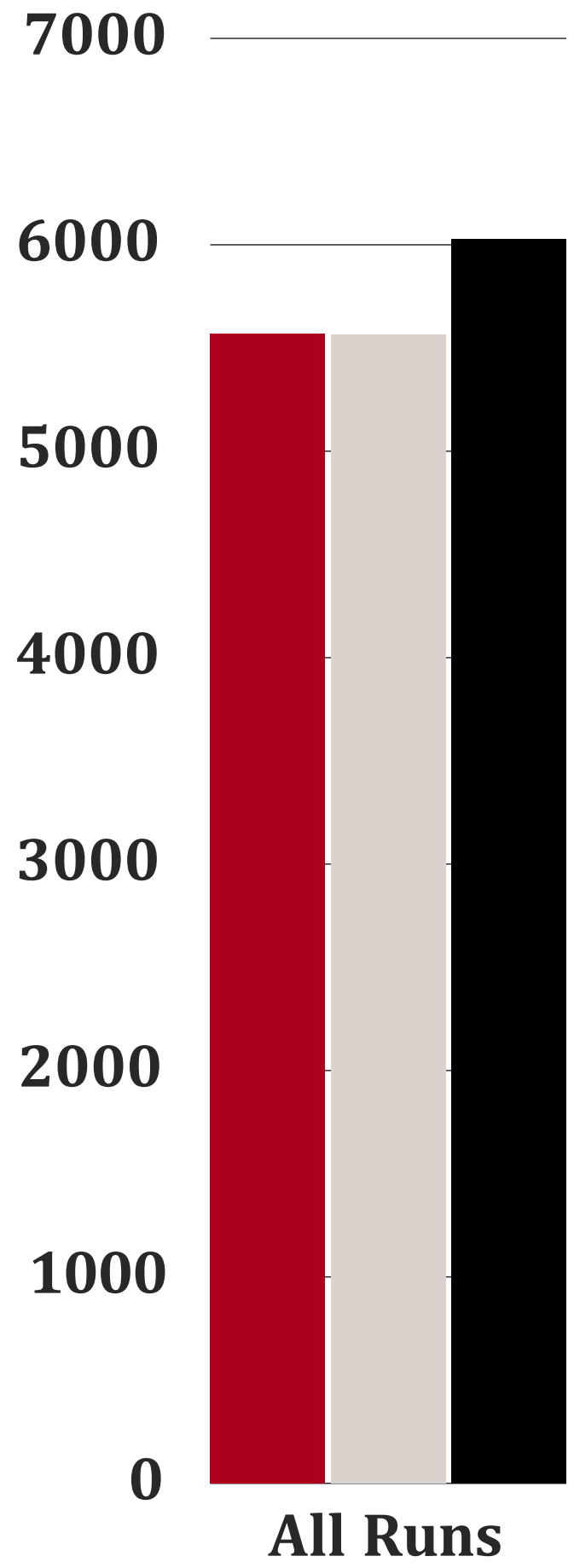
- Completed construction of the Fire Administration, EOC, and Training Facility
- Backup generators installed at all fire stations
- Expecting delivery of Rescue 4 replacement in August
- Purchased multipurpose UTV





| | | |
|-------|-------|-------|
| 2023 | 2024 | 2025 |
| 5,563 | 6,029 | 6,279 |

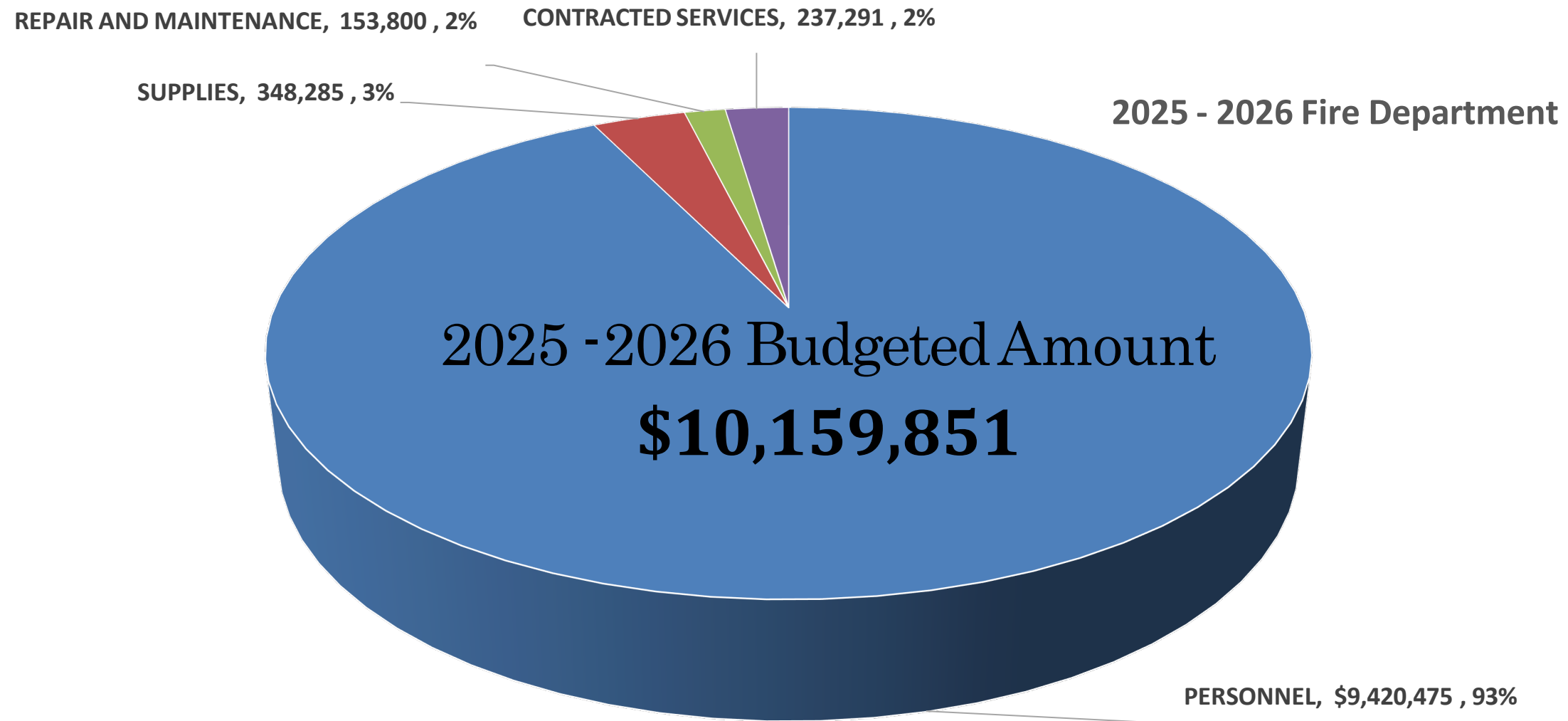
Numbers



Calls for Service

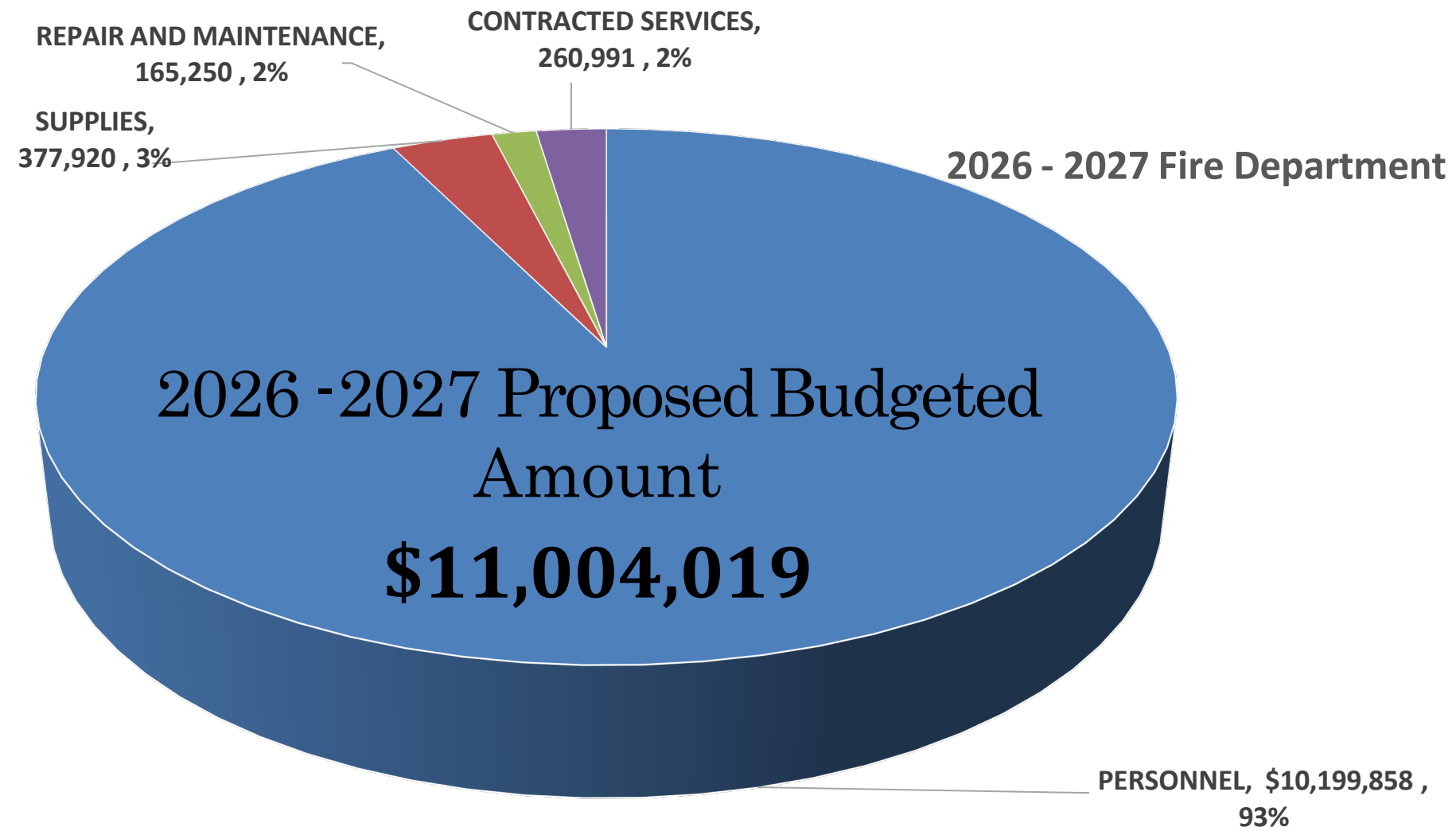


25-26 Expenditures: All Divisions





26-27 Proposed Expenditures: All Divisions



- **Highway Blocker Vehicle**
\$300,000
- **Remodel of Fire Station 3**
\$45,000
- **Refresh Fire Station 2**
\$15,000
- **Refresh Fire Station 4**
\$30,000
- **Replace existing body armor**



2026-2027 Capital Requests



- **Command Aid/Highway
Blocker Operator**

- **Compliance/Training
Battalion Chief**



2026-2027 Personnel Requests

Thank
you!





Greenville Police Department

“The Premier Law Enforcement Agency of East Texas”

2026 – 2027

BUDGET PRESENTATION

WE WILL STRIVE TO BUILD RELATIONSHIPS WITHIN OUR DIVERSE AND VIBRANT COMMUNITY TO MEET THE CHALLENGES OF REDUCING CRIME; TO HELP OUR CITIZENS FEEL SAFE; AND TO RENDER THE HIGHEST ETHICAL STANDARDS DEMANDED OF PROFESSIONAL LAW ENFORCEMENT.



CORE VALUES

INTEGRITY: ABOVE ALL ELSE

PROFESSIONALISM: ALWAYS DISPLAYED

COURAGE: FROM WITHIN

COMPASSION: FOR EVERYONE

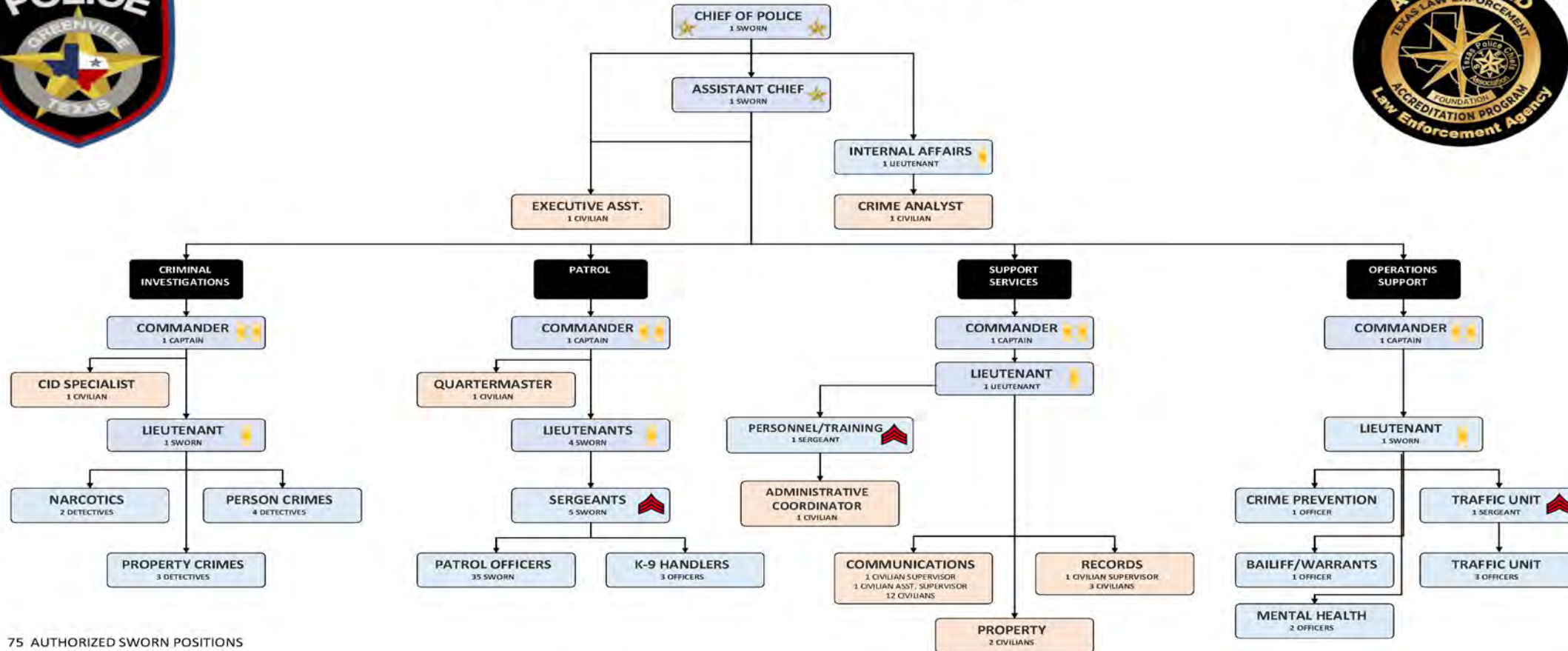
SERVICE: TO ALL



STAFFING



GREENVILLE POLICE DEPARTMENT



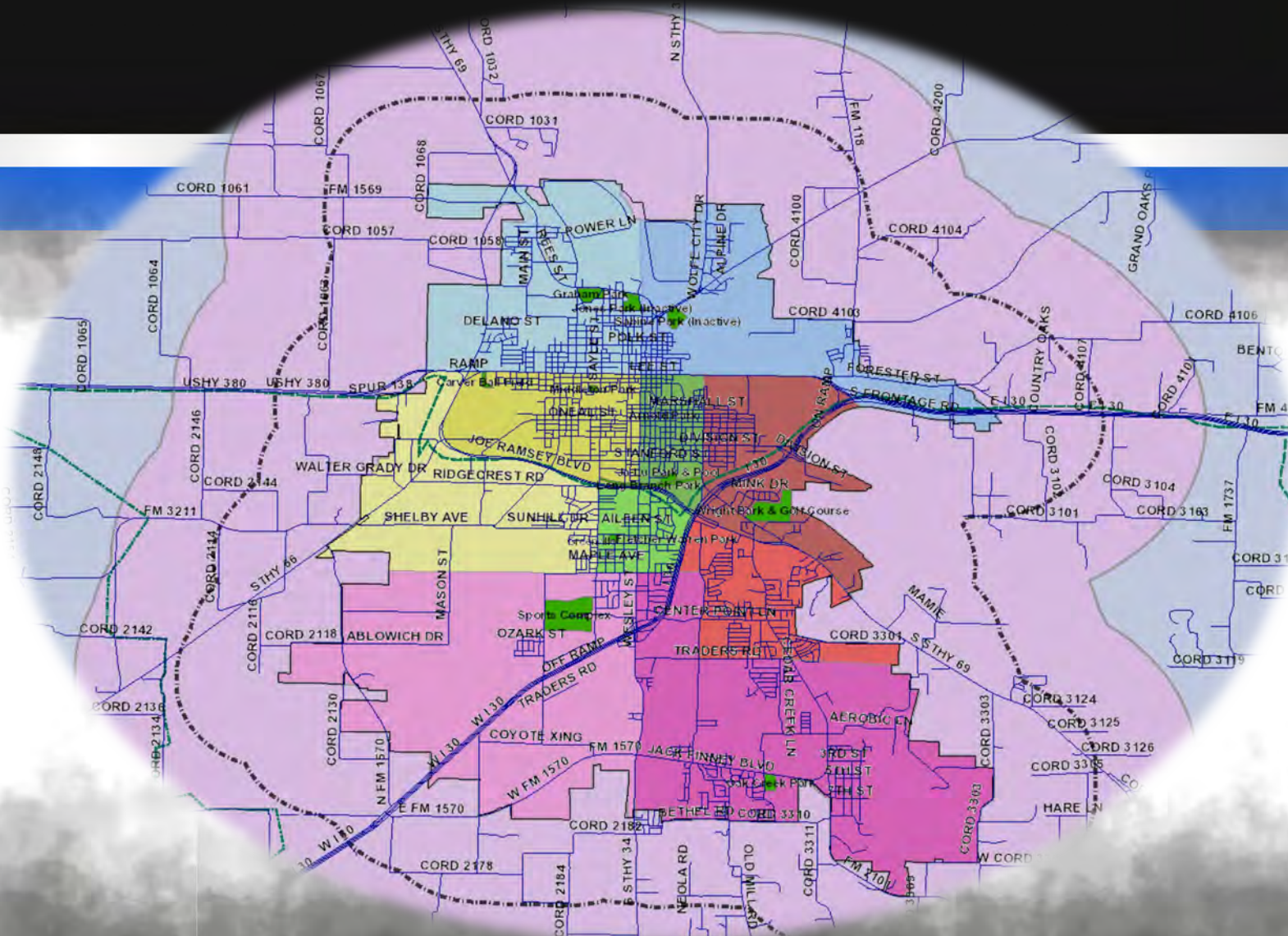
75 AUTHORIZED SWORN POSITIONS
 25 AUTHORIZED CIVILIAN POSITIONS
 100 TOTAL AUTHORIZED POSITIONS

REV 11/03/25

POLICE PATROL DISTRICTS



- NORTH
- EAST
- SOUTH
- WEST
- CENTRAL





Greenville Police Department

2026 Year in Review



POLICE ACTIVITY



- 35,946 Calls for Service (↓ 2.46%)
- 1,366 Arrests (↑ 28.86%)
- 1,387 Traffic Crashes (↑ 0.79%)
- 12,046 Traffic Stops (↑ 0.79%)



POLICE RESPONSE TIMES



Response Times

| | Average Response Time 2024 | Average Response Time 2025 |
|------------|----------------------------|----------------------------|
| Priority 1 | 00:04:39 | 00:04:47 |
| Priority 2 | 00:06:46 | 00:07:36 |



***Both increased. We believe this is due to our system being down and having calls being manually entered, and system outages while coming back online. There are NO response times for the whole month of August.**

FY2024-25 ACCOMPLISHMENTS



- Added 2 new Police Officer positions
- Added 1 new Police Lieutenant position
- Successful Summer of Safety program
- Successfully implemented 3 RAD classes
- Recruited and hired 19 new employees (15 Police Officers and 4 Civilians) in 2025
- Added K9 Major



2026 RE-ACCREDITATION

- Accredited Agency (TBP) – since 2014
 - Of the 2,800 law enforcement agencies in Texas, only 197 agencies have ever achieved accredited status – which is 7% of Texas agencies.
 - 2026 Re-accreditation Audit Conducted
 - Zero Deficiencies Found





COMMUNITY PROGRAMS

- Kids Camp
- Popsicle Patrol
- Hunters Education
- National Night Out
- Blue Santa Photo Event
- Teen Police Academy
- Citizen Police Academy
- RAD Classes

NEW HIRES 2025



NEW OFFICERS:



LATERAL OFFICERS:



CIVILIANS:



PROMOTIONS 2025



PROMOTED TO LIEUTENANT:



PROMOTED TO SERGEANT:





FY2026-27 Budget Requests

PERSONNEL REQUEST



Four (4) Police Officers - \$260,256
Deferred hiring until Q3 2027

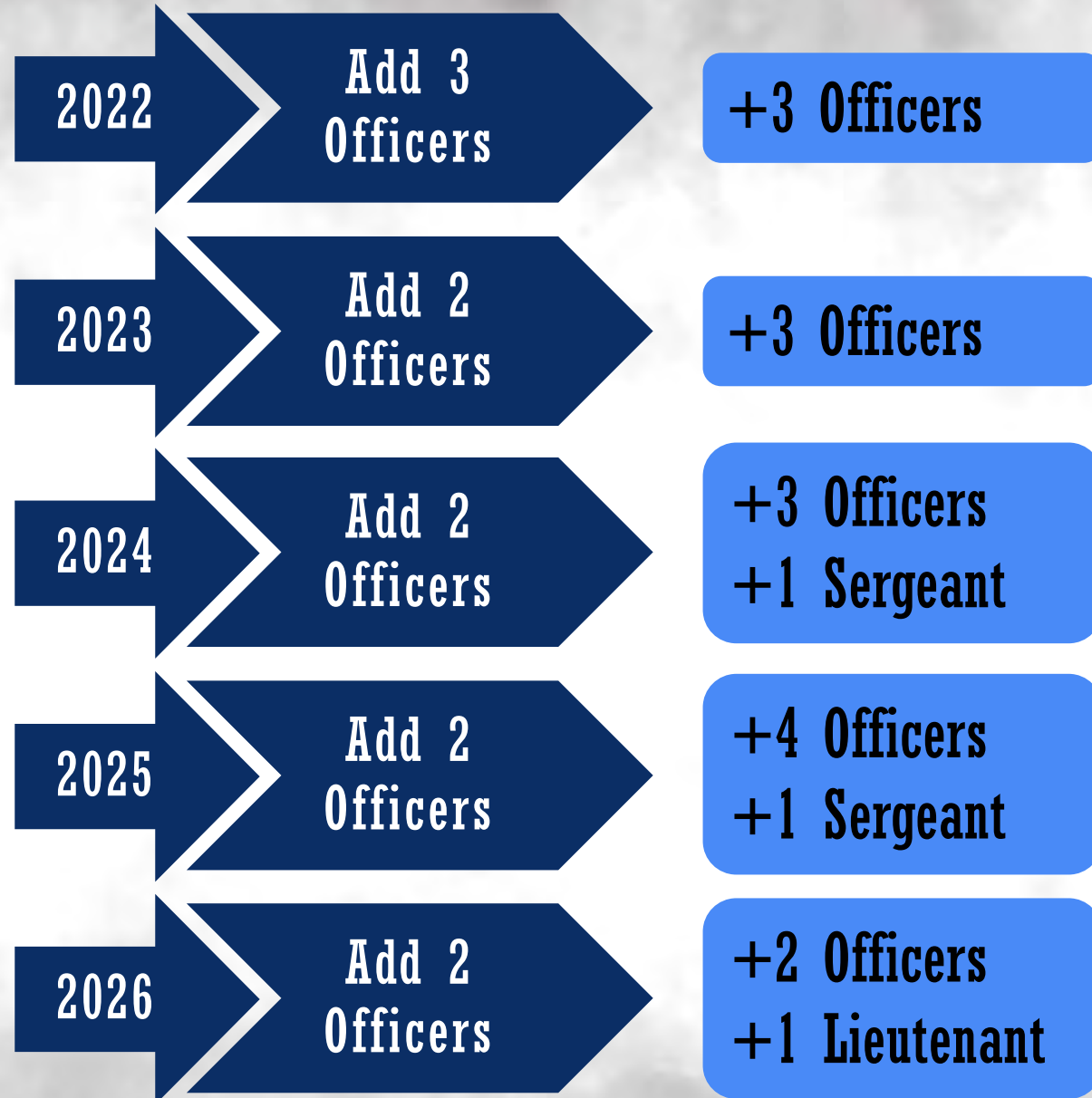
One (1) Patrol Sergeant - \$168,095

Total Cost: \$428,351





STAFFING PLAN



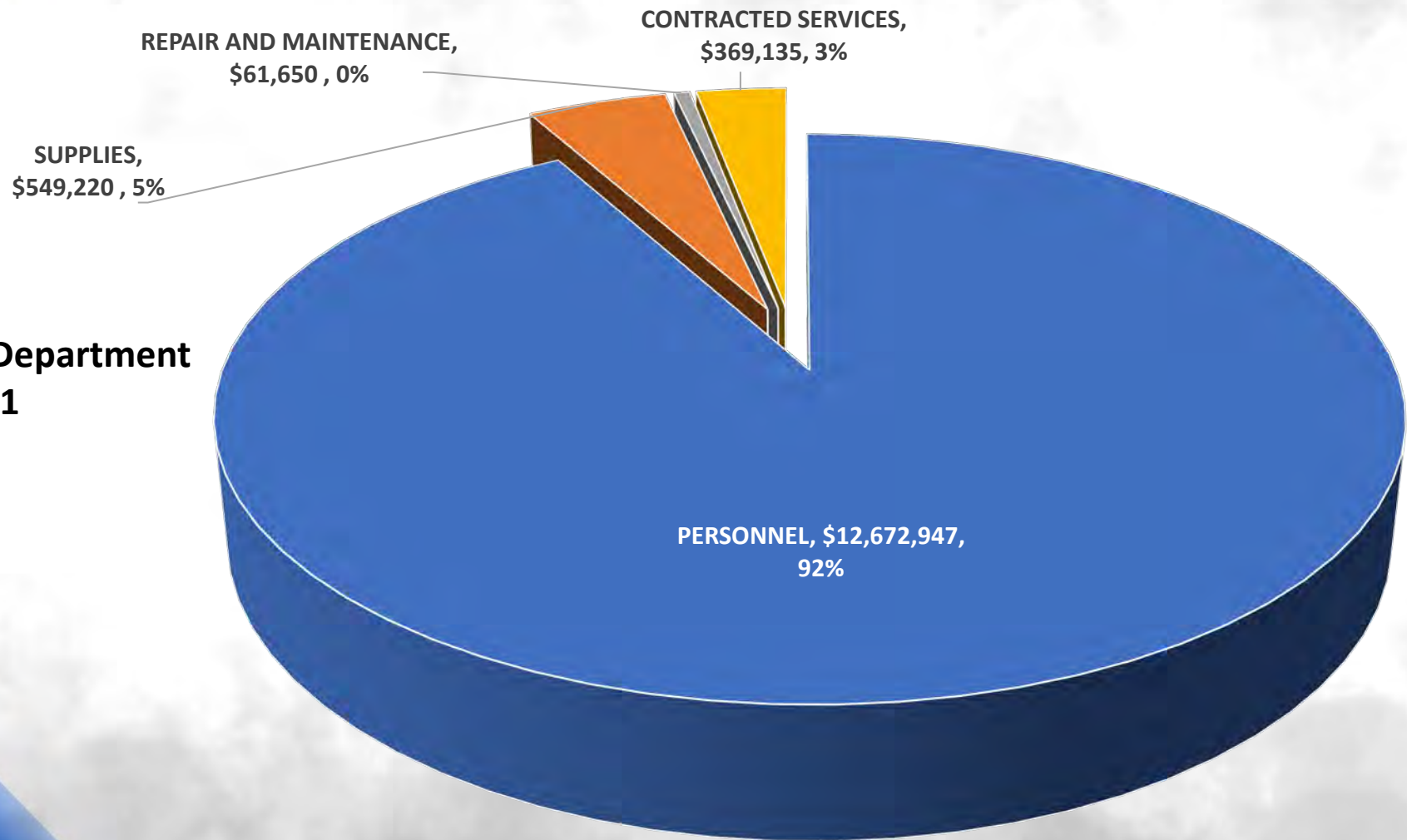
CAPITAL REQUESTS



- **CID Interview Room Camera System** **\$30,138.40**
 - \$2,276 Every year after for Warranty, Licenses and Cloud Storage
- **UAS Drone First Responder Program per Year** **\$79,999.00**
- **Cyber Security for Radio System** **\$ 5,760.00**
- **Handheld Radios for CP** **\$30,000.00**
- **\$145,897.40**



Current Budget Summary

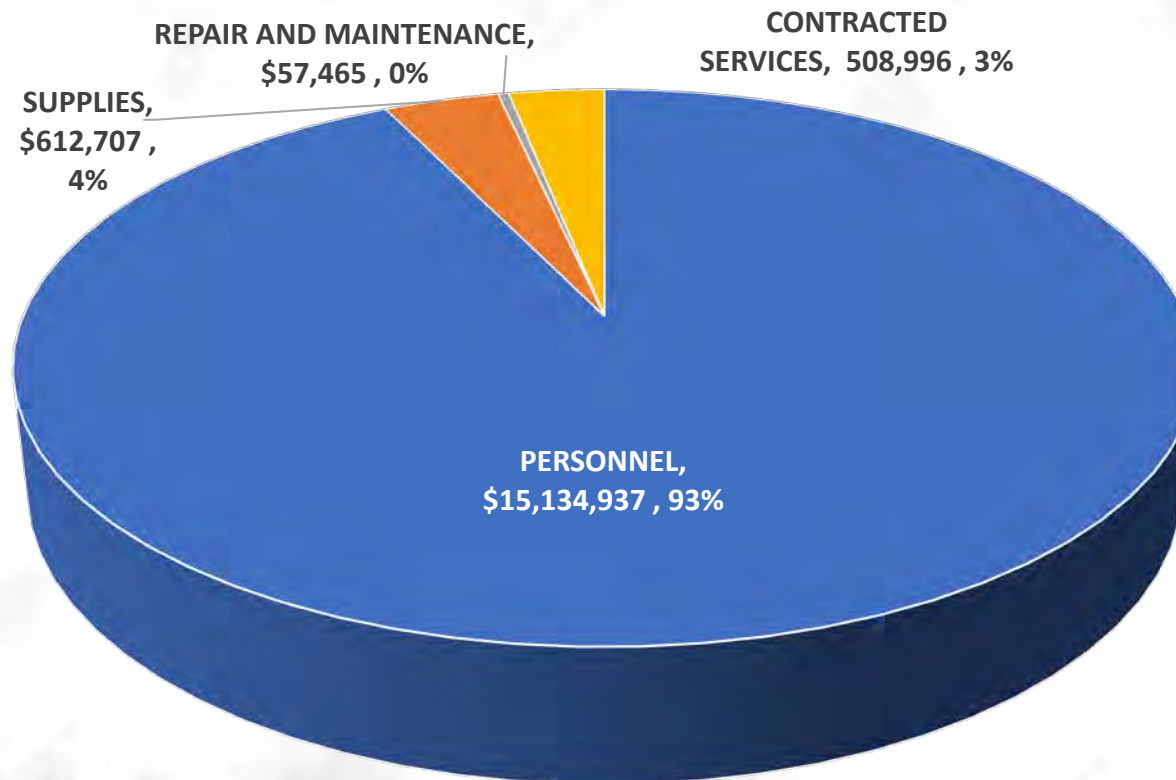


**2025-2026 Police Department
Total = \$14,840,721**



Proposed Budget Summary

**2026-27 Police Department
Total = \$16,314,105**




Budget Comparison



- 2025 – 2026 Budgeted Amount \$14,705,676
- 2026 – 2027 Budgeted Amount \$

FY25/26 to FY26/27 – Budget Increase of \$**** (***)%

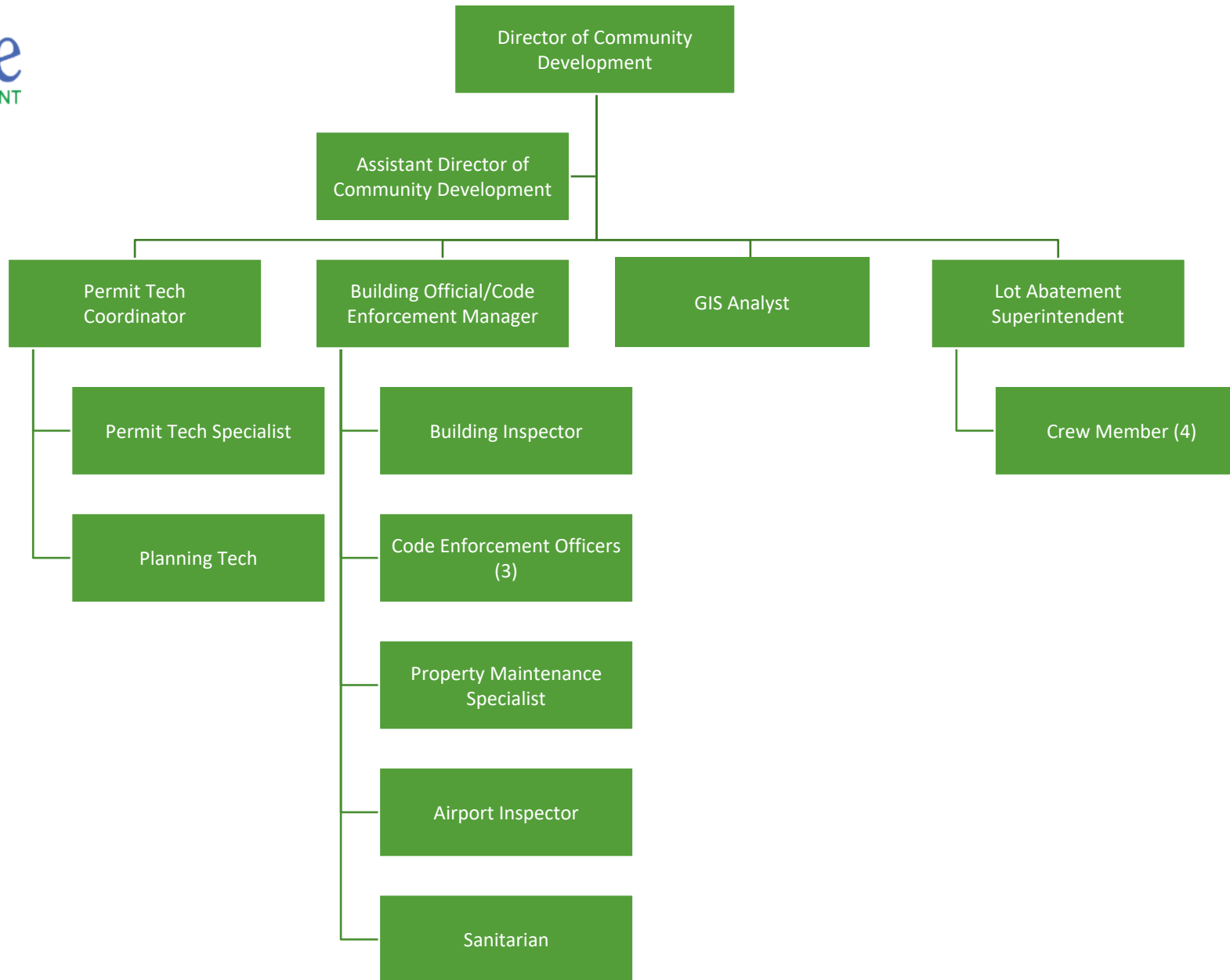


QUESTIONS?



COMMUNITY DEVELOPMENT

2026-2027



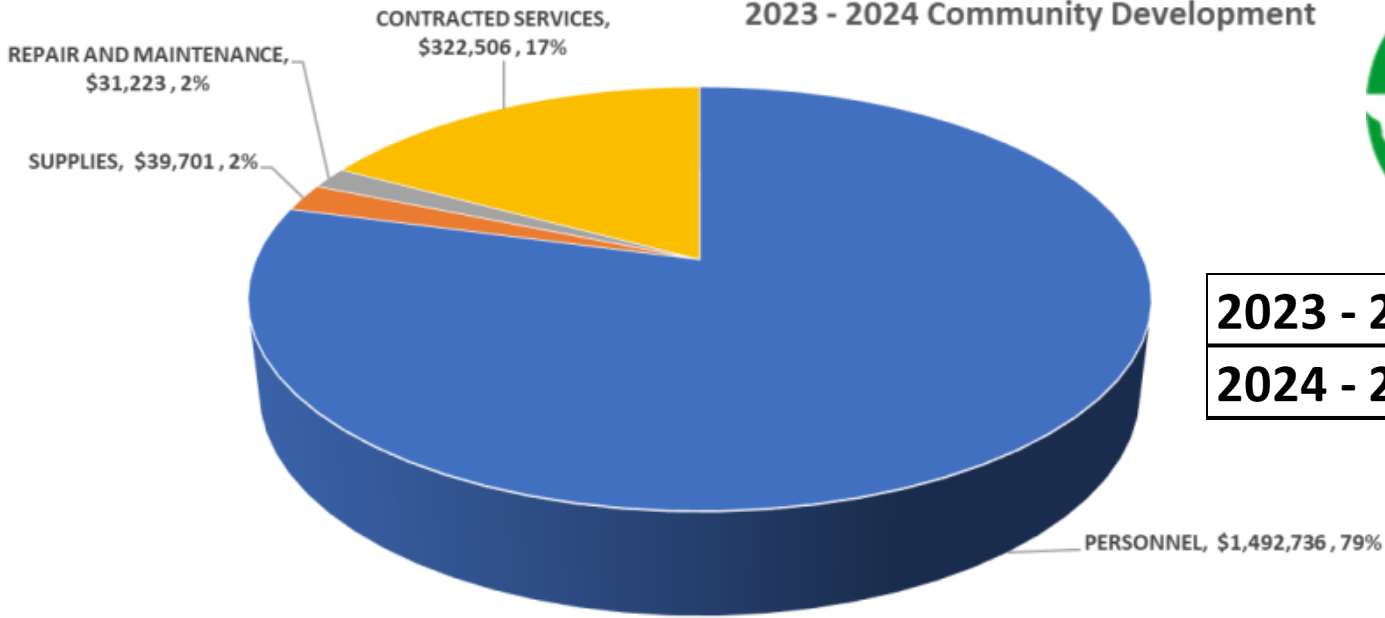


COMMUNITY DEVELOPMENT DEPARTMENT

- Planning
- Building Permits
- Inspections
- Code Enforcement
- Public Health
- Abatement/Sanitation
- Geographic Information Systems (GIS)

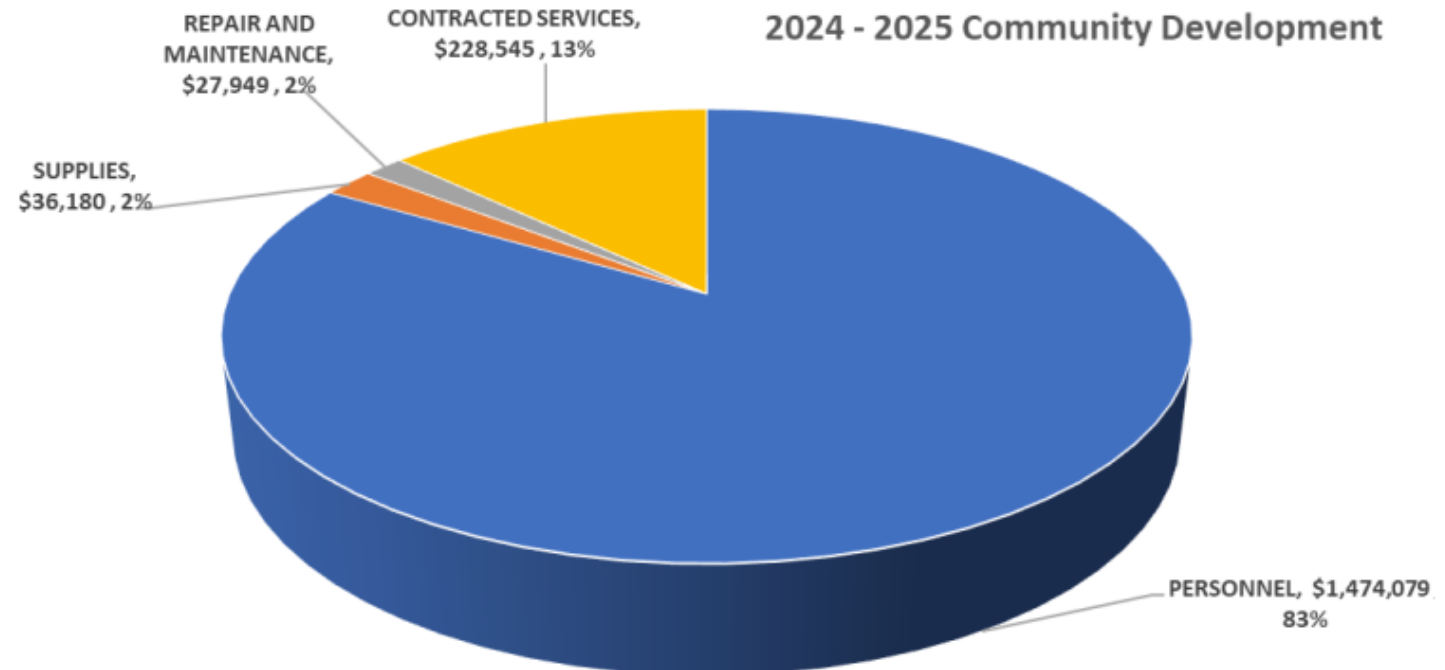


2023 - 2024 Community Development



| | |
|------------------------------------|---------------------|
| 2023 - 2024 Budgeted Amount | \$ 1,886,166 |
| 2024 - 2025 Budgeted Amount | \$ 1,766,753 |

2024 - 2025 Community Development



**% Decrease 23 - 24 to 24 - 25:
- 6.33%**

PLANNING

- Processes development permit applications
- Provides land-use and code information
- Administers Pre-Application Meetings with Developers
- Maintains the Comprehensive Plan
- Prepares long-range planning documents
- Ensures that capital programs, zoning, and other activities in the City are consistent with the goals and policies of the city's planning regulations

The Planning Division focuses on preserving the unique character of the City through maintenance of its planning documents and careful review of development permit applications.




PLANNING

| | |
|-------|---|
| 2024 | <ul style="list-style-type: none">• Plats 37• Zoning Applications 5• CUPs 1 |
| 2025 | <ul style="list-style-type: none">• Plats 43• Zoning Applications 3• CUPs 2 |
| 2026* | <ul style="list-style-type: none">• Plats 11• Zoning Applications 3• CUPs 5 |

*From October 1, 2025 - May 15, 2026

BUILDING/PERMITTING

- The primary purpose of the Building Division is to protect the health, safety and welfare of the public, and durability of the built environment through the permitting and inspection process.
- The Building Division reviews construction plans for compliance
- Inspections are completed throughout the construction phase of projects to ensure they are built in accordance with approved plans and all relevant codes.



BUILDING PERMITS

2024

Fees:


- 1,282 \$2,432,710

*2025

Fees:

- 1,141 \$1,339,054

*From October 1, 2025 - May 15, 2026





FEE REVENUE

| COMM. DEV. REVENUES through April 2024 (62.5% through the FY) | | | |
|---|---------------------|--------------------|---------------|
| Name | Current Budget | Activity | % of Budget |
| ALCOHOL PERMIT FEES | \$ 10,000 | \$ 175 | 1.75% |
| HEALTH PERMIT FEES | 55,000 | 67,302 | 122.37% |
| CERTIFIED FOOD MANAGER | 1,000 | - | 0.00% |
| CONTRACTOR LICENSE & REG | 4,500 | 2,300 | 51.11% |
| MISC PERMIT/LICENSE FEES | 7,500 | 2,300 | 30.67% |
| CONST PERMITS/ INSPEC FEES | 800,000 | 774,080 | 96.76% |
| AIRPORT PERMITTING & FEES | 450,000 | 250,000 | 55.56% |
| | \$ 1,328,000 | \$1,096,157 | 82.54% |

| IMPACT FEES REVENUES through April 2024 (62.5% through the FY) | | | |
|--|---------------------|--------------------|---------------|
| Name | Current Budget | Activity | % of Budget |
| ROADWAY IMPACT FEE 1 | \$ 125,000 | \$ 120,001 | 96.00% |
| ROADWAY IMPACT FEE 2 | 200,000 | 106,062 | 53.03% |
| ROADWAY IMPACT FEE 3 | 200,000 | 247,044 | 123.52% |
| WATER IMPACT FEES | 600,000 | 433,166 | 72.19% |
| WASTEWATER IMPACT FEES | 500,000 | 453,145 | 90.63% |
| | \$ 1,625,000 | \$1,359,418 | 83.66% |

| TOTAL IMPACT FEES REVENUES TO DATE THROUGH ORIGINATION (June 2022 through April 2024) | | | | |
|---|----------|------------|------------|--------------|
| Name | 21-22 | 22-23 | 23-24 | TOTAL |
| ROADWAY IMPACT FEE 1 | \$ 3,675 | \$ 204,640 | \$ 120,001 | \$ 328,316 |
| ROADWAY IMPACT FEE 2 | 35,844 | 233,516 | 106,062 | \$ 375,422 |
| ROADWAY IMPACT FEE 3 | - | 223,734 | 247,044 | \$ 470,778 |
| WATER IMPACT FEES | 22,104 | 565,227 | 433,166 | \$ 1,020,497 |
| WASTEWATER IMPACT FEES | 21,469 | 615,708 | 453,145 | \$ 1,090,322 |

BUILDING INSPECTIONS

2024

5,871

*2025

4,157

*From October 1, 2025 - May 15, 2026



CODE ENFORCEMENT

The Code Enforcement Division ensures compliance with City regulations and includes:

- Resolving code violations
- Public outreach
- Working with the community on various issues
- Working closely with the Planning and Building Divisions
- Assists with upholding planning and building permit conditions

CODE ENFORCEMENT CASES

2024

- 158 complaints
- 2,268 cases

*2025

- 105 complaints
- 1,837 cases

*From October 1, 2025 - May 15, 2026

Goals for 2026-2027

Property Maintenance

- Continue to address Downtown property maintenance
- Continue to address residential property owners about property maintenance as well as substandard issues.

Planning

- Update Zoning Ordinance
- Finalize Greenville TX, Downtown Plan

New Permitting Software for Health

- **Instant Inspector Software for Health**
 - Acquire software for paperless health inspections and health permits to reduce in-office paperwork



“Where there is no vision, there is no hope... There is no shortcut to achievement”

— George Washington Carver